


Videos

Please, find videos related to HP Carbon on this page (see also on ).

On this page:

1

[Playlists](#)

2

[All Videos](#)

3

[YouTube](#)

Playlists

Video | Upload to Cutwise - Polished Diamond Data


Published:

2020, June 5

Last Updated:

2020, June 5

v.1.2



Video | Upload to Cutwise - Solutions Comparison


Published:

2020, March 17

Last Updated:


2020, June 5

v.1.2




13D Interactive Report

0:00 / 1:00



Coming Soon



Playlist | Integration with Cutwise

HP Carbon supports integration with [Cutwise](#) online service - diamond presentation and comparison engine.

Main article: [Integration with Cutwise](#)

Playlist | Short Videos

Get a quick look at the HP Carbon features in short 1-minute videos, read brief information in the video description, use links to navigate to detailed documentation.

All Videos

The videos are sorted by the **Last Updated** field - latest on top.

Video | I3D - Interactive Report

Published:

2021, March 29

Last Updated:

2021, March 29

v.1.4

Your browser does not support the HTML5 video element

Video summary:

- Interactive 3D Report is opened in your browser from within HP Carbon
- In the presented report you can:
- Toggle elements visibility (the visible ones will be included in a printed version)
- Configure your views (one or several, different modes, "what-to-show" options for each)
- Use interactivity of your views to explore all aspects of your models (rotate and zoom, mouse over the facet to get pop-up with the facet details)
- Save your configuration as preset and re-use it
- Print report shaped by you and suiting your needs

Video keywords:

configure, I3D, interact, interactive 3D report, print, view

Published in:

Release Notes

NA

Documentation

[Interactive 3D Report, Data and Interaction in Interactive 3D Reports](#)

Playlists

[Short Videos](#) | [YouTube: HP Carbon](#)

Also

[As Separate Page](#) | [On YouTube](#) | No Specification (Short Video)

Video | Increasing Mass - Using Sandwich Inclusions

Published:

2020, October 16

Last Updated:

2020, October 16

v.2.0

Your browser does not support the HTML5 video element

Video summary:

- Sandwich Inclusion function allows increasing the mass of a solution without a decrease of its clarity
- It splits an inclusion into layers
- The external layer (shell) can be included in the solution thus it becomes bigger, increases the mass
- The internal (core) continues to limit the solution boundaries, keeps the Clarity high
- Big inclusions outside but close to the surface give the chance for using "Sandwich"
- Appropriate inclusions can be searched using QC Panel

Video keywords:

clarity, inclusion, sandwich, QC panel

Published in:

Release Notes

[2020-12-29 - HP Carbon 1.1.33](#)

Documentation

[Inclusions](#)

Playlists

[All Videos](#) | [YouTube: HP Carbon](#)

Also

[As Separate Page](#) | [On YouTube](#) | [Specification](#)

Video Upload to Cutwise - Polished Diamond Data				
Published:	2020, June 5	Last Updated:	2020, June 5	v.1.2
Your browser does not support the HTML5 video element				
Video summary: <ul style="list-style-type: none">You can quickly share via the Internet your stone information using an integration of HP Carbon, DiBox 2.0, and Cutwise OctoNus productsUpload information collected with HP Carbon and DiBox 2.0 to Cutwise online serviceSend data in either order - Cutwise will consolidate them to form the full-data representation of your stone onlineIn Cutwise, your product will contain photos and videos from DiBox and information from HP Carbon: main stone parameters, advanced reports with images, I3D report, HTML report, DMC fileIn Cutwise, share with whom you need to make your product information available around the globe 24/7				
Video keywords: Cutwise, DiBox, DMC, HP Carbon, HTML, I3D, images, integration, online, parameters, reports, share, upload, videos				
Published in:	Release Notes			
	Documentation	Integration with Cutwise		
	Playlists	Integration with Cutwise YouTube: HP Carbon, HP Carbon - Cutwise Integration, Cutwise		
	Also	As Separate Page On YouTube Specification		

Video Upload to Cutwise - Solutions Comparison				
Published:	2020, March 17	Last Updated:	2020, June 5	v.1.3
Your browser does not support the HTML5 video element				
Video summary: <ul style="list-style-type: none">After obtaining the set of SmartRecut solutions, it is an essential task to compare them.OctoNus Cutwise online service offers an extended set of tools for presenting and comparison.HP Carbon supports integration with Cutwise: models from HP Carboon may be sent to Cutwise where they can be further visualized and analyzed.Cutwise generates virtual films presenting stones and calculates metrics based on films.Cutwise presents models images for Fire, Office, and ASET.HP Carbon parameters are also transferred to Cutwise.Cutwise cloud keeps all operations server-side.Cutwise is a comfortable tool for comparison and selecting the best.Selected stones can be saved in collections.You can share created collections 24/7 for discussion and sales.				
Video keywords: ASET, cloud, Cutwise, filtering, fire, integration, metrics, model comparison, office, parameters, share, sorting, upload				
Published in:	Release Notes	NA		
	Documentation	Integration with Cutwise		
	Playlists	Integration with Cutwise YouTube: HP Carbon, HP Carbon - Cutwise Integration, Cutwise		
	Also	As Separate Page On YouTube Specification		

Video SweetLine - Time-Saving Approach to Getting Better Optical Performance				
Published:	2019, October 1	Last Updated:	2019, December 5	v.2.0
Your browser does not support the HTML5 video element				
Video summary: <ul style="list-style-type: none">CrownAngle = 34.5 and PavilionAngle = 40.75 named <i>Tolkowsky Point</i> provide the best optical performanceBrilliants belonging to axis going through Tolkowsky Point with the negative slope 1:6 also provide excellent optical performanceThe SweetLine parameter sticks solutions to this axisThere are two ways of using SweetLine: via SweetLine profile or using your own editable profile with SweetLine, CrownAngle and PavilionAngle set to your needs				
Video keywords: SweetLine, SweetLine axis, optical performance, CrownAngle, PavilionAngle				
Published in:	Release Notes	2019-10-23 - HPOxygen Server 5.3.42		
	Documentation	Using SweetLine		
	Playlists	All Videos YouTube: HP Carbon		
	Also	As Separate Page On YouTube Specification		

Video Customizing Profiles - Copying and Modifying Cut Parameter Intervals and Presets				
Published:	2019, September 13	Last Updated:	2019, October 22	v.2.0
Your browser does not support the HTML5 video element				
Video summary: <ul style="list-style-type: none">In HP Carbon, each profile consists of the cut parameter intervals and presets values.The system allows copying both cut parameter intervals and presets values into your own editable profile.There you can further tune them.				
Video keywords: profile, cut parameter intervals, presets, presets values				
Published in:	Release Notes	2019-09-13 - HPOxygen Server 5.2.22		
	Documentation	Algorithms, Appraisers and Profiles		
	Playlists	All Videos YouTube: HP Carbon		
	Also	As Separate Page On YouTube Specification		

Video AnyCut Workflow - Main Steps				
Published:	2019, September 3	Last Updated:	2019, October 16	v.2.3
Your browser does not support the HTML5 video element				
Video summary: <ul style="list-style-type: none">AnyCut workflow includes the following steps: in-house cut registration, FixedForm (recut) allocation, SmartRecut AnyCut allocation with relative ASCII appraiserIn-house cut registration starts from running SmartNormalize for the model you want to use as cutRegister most symmetrical normalization result as new cutProvide custom facet types for your new cutFacet types from a sample can be usedIf necessary, corrections may be done for selected types from the sampleSave your cutRun FixedForm (recut) allocation with your cutUse + Smart Recut option to immediately start SmartRecut after the RecutThe system provides a set of solutions				
Video keywords: AnyCut, in-house cut, custom facet types, SmartRecut				
Published in:	Release Notes	2019-09-13 - HPOxygen Server 5.2.22		
	Documentation	In-house cut workflow, In-house cut registration		
	Playlists	All Videos YouTube: HP Carbon		
	Also	As Separate Page On YouTube Specification		

Video H&A Presets - Solutions in Correspondence with H&A Standard				
Published:	2019, July 30	Last Updated:	2019, July 30	v.1.0
Your browser does not support the HTML5 video element				
Video summary: <ul style="list-style-type: none">The new presets for working in Hearts and Arrows (H&A) segment have been created				
Video keywords: hearts and arrows, H&A				
Published in:	Release Notes	2019-09-13 - HPOxygen Server 5.2.22		
	Documentation	MyRound GIA Facetware + MyRound		
	Playlists	All Videos YouTube: HP Carbon		
	Also	As Separate Page On YouTube Specification		

Video MyRound Appraiser - New MaxMass Profile for Overstepping the Mass Border Value				
Published:	2019, April 11	Last Updated:	2019, April 11	v.2.1
Your browser does not support the HTML5 video element				
Video summary: <ul style="list-style-type: none">Sometimes the solutions produced using the "MyRound GIA Facetware + MyRound" appraiser may be just a little below the mass borderThe new "MaxMass" profile for this appraiser allows getting solutions overstepping the mass border value but still inside GIA EX boundaries.This is achieved by weakening the non GIA Facetware criteria which increases the mass but may decrease other parameters.The "MaxMass" profile does not replace the standard "ModernCut" profile - they exist simultaneously producing different results: the "ModernCut" produces more balanced solutions with higher liquidity; the "MaxMass" - solutions with higher mass and price.				
Video keywords: MyRound_Max, MaxMass, profile, MyRound, GIA Facetware, MyRound GIA Facetware + MyRound, appraiser, ModernCut, MyRound_ModernCut				
Published in:	Release Notes	2018.12.25 - HPOxygen Server 4.8.20		
	Documentation	MyRound GIA Facetware + MyRound		
	Playlists	All Videos YouTube: HP Carbon		
	Also	As Separate Page On YouTube Specification		

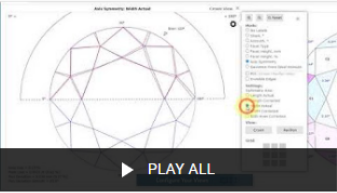
Video Smart Normalize - Manual Marking Facets for Removing				
Published:	2019, April 9	Last Updated:	2019, April 9	v.1.1
Your browser does not support the HTML5 video element				
Video summary: <ul style="list-style-type: none">The "18. SmartNormalize" algorithm often does not delete the large excess facets, although for the operator it may be visually obvious that they should be removed during normalizationThe Element Multi Selection Tool can now be used with the "18. SmartNormalize" algorithm to manually mark facets to be removed during normalization.These marked facets will be obligatory deleted by the "18. SmartNormalize" algorithm when it is run.By manual removing the large excess facets prior to running the "18. SmartNormalize" algorithm you additionally improve the algorithm performance by helping it to distinguish correct and incorrect facets.				
Video keywords: SmartNormalize, normalization, element multi selection tool, excess facets, incorrect facets, remove facets, delete facets, manual remove				
Published in:	Release Notes	NA		
	Documentation	Smart Normalize algorithm		
	Playlists	All Videos YouTube: HP Carbon		
	Also	As Separate Page On YouTube Specification		

Video Smart Recut Algorithm - Improved Usage of Extra Facets				
Published:		Last Updated:	2019, April 8	v.2.5
Your browser does not support the HTML5 video element				
Video summary: <ul style="list-style-type: none">• The Allow Girdle Extra Facets option of "13. SmartRecut (Brilliant, Oval)" algorithm• Before version 4.8.20: sometimes for the rough stones extra facets were not created in spite of the Allow Girdle Extra Facets option selected• Starting from version 4.8.20: if the creation of girdle extra facets is possible and the Allow Girdle Extra Facets option is selected, they will be always created• Result: we obtain the maximum mass caused by using the girdle extra facets• An appraiser controls limitations for the quantity of allowed girdle extra facets by the GirdleCrownExtraFacets and GirdlePavilionExtraFacets parameters				
Video keywords: girdle extra facets, smart recut, allow girdle extra facets, rough stones, GirdleCrownExtraFacets, GirdlePavilionExtraFacets				
Published in:	Release Notes	2018.12.25 - HPOxygen Server 4.8.20		
	Documentation	Using Girdle Extra Facets		
	Playlists	All Videos YouTube: HP Carbon		
	Also	As Separate Page On YouTube Specification		

Video 18. Single (Recut) Algorithm - Rotated and Aligned Solutions for Further Optimization				
Published:	2019, February 12	Last Updated:	2019, February 12	v.3.2
Your browser does not support the HTML5 video element				
Video summary: <ul style="list-style-type: none">• Note In version 5.2.22 the 18. Single (Recut) algorithm has been renamed to 18. Semipolished• During the brilliant recut, the best result can be achieved through two different intermediate solutions:• Through the solution with facet azimuths close to the current brilliant• Through the solution rotated comparing to the current brilliant• To select the best option in the end, an operator needs BOTH variants of the solution on the intermediate stage.• The "18. Single (Recut)" algorithm aims to provide both the rotated solution (with the better mass) and the one better aligned to the initial stone for you to be able to try your further optimization on both of them.• Run Smart Recut on both solutions.• Compare the Smart Recut solutions and select the best one from the point of view of the predicted price and the complexity of the cut.• In some cases, the best solution will come from aligned and not from the rotated.				
Video keywords: 18. Semipolished, 18. Single (Recut), rotated solution, aligned solution, further optimization, cut complexity, best price				
Published in:	Release Notes	2018-10-30 - HPOxygen Server 4.7.27		
	Documentation	Algorithm "18. Semipolished"		
	Playlists	All Videos YouTube: HP Carbon		
	Also	As Separate Page On YouTube Specification		

YouTube

See also these HP Carbon videos in the HP Carbon playlist on the OctoNus YouTube channel:




PLAY ALL


HP Carbon


12 videos • 16 views • Updated today

HP Carbon (Helium Polish Carbon) is a bundled hardware+software solution for diamond scanning with plenty of advanced features. It is intended for cutting factories, laboratories, and dealers.

Official page:
<https://www.octonus.com/carbon/hp-carbon>
Documentation:
<https://octonus-teams.com/wiki/x/d6ZvBg>

 Octonus




1

I3D - Interactive Report

Octonus

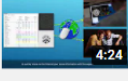
1:01

2

Increasing Mass - Using Sandwich Inclusions

Octonus

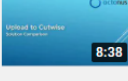
3:01

3

Upload to Cutwise - Polished Diamond Data

Octonus


4:24

4

Upload to Cutwise - Solutions Comparison

Octonus

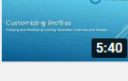
8:38

5

SweetLine - Time-Saving Approach to Getting Better Optical Performance

Octonus


6:18

6

Customizing Profiles - Copying and Modifying Cut Parameter Intervals and Presets

Octonus


5:40

7

AnyCut Workflow - Main Steps

Octonus

4:18



Octonus

12 subscribers

HOME

VIDEOS


PLAYLISTS

CHANNELS

DISCUS! >


Uploads

PLAY ALL



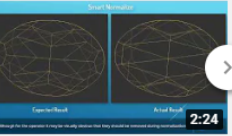
18. Single (Recut) Algorithm - Rotated and Aligned...

No views • 21 hours ago



Smart Recut Algorithm - Improved Usage of Extra...


1 view • 22 hours ago



Smart Normalize - Manual Marking Facets for...

1 view • 6 days ago


Featured Channels



Cutwise platform

12 subscribers

SUBSCRIBE



Roman Serov

147 subscribers

SUBSCRIBE

