

Not compatible with Goodwin


On this page:	
1	Description
2	Reason
3	How to solve
4	Example

Description

When you try to add allocation forms to some cut, you cannot do it and get the message:

Form name:

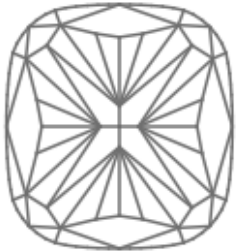
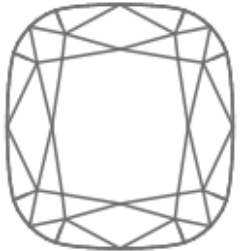

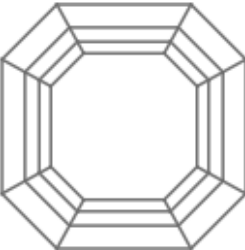
Selected model has own Facet Types!
[Open Facet Types to adjust](#)
[Mark automatically from cut CushionRectangular PM4 PG8 PH24 PBrill C32](#)

 To add this form please run [Smart Normalize](#) algorithm to prepare it for [Goodwin](#) cut engine. See details [here](#).

Cut:

CushionRectangular_PM4_PG8_PH24_PBrill_C32


Cut is [Goodwin](#) type.



Or (for already normalized forms):

Form name:


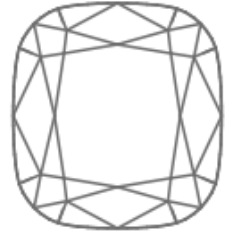
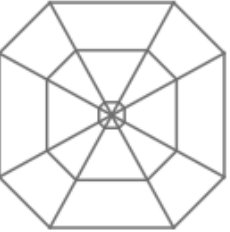
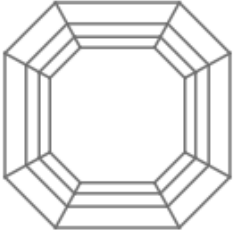
Facet Types from CushionRectangular_PM4_PG8_PH24_PBrill_C32 applied automatically
[Open Facet Types to adjust](#)

 This form is not compatible with [Goodwin](#) cut engine. See details [here](#).

Cut:

CushionRectangular_PM4_PG8_PH24_PBrill_C32

Cut is [Goodwin](#) type.



Reason

Cuts, not belonging to the "Base Cuts" category, usually have a limited set of parameters. For some of them, the [Goodwind](#) cut engine is applied which extends the set of parameters - adds slopes. Thus, you can control more parameters for these cuts.

There are some limitations to such cuts:

- "4+ facets" limitation:
 - "4+" facet is a facet with 4 or more vertexes (junctions are the most common reason for the triangle facets to become "4+").
 - Goodwin checks every vertex of the model.
 - At each vertex, only 3 or fewer "4+" facets should converge.



Table, culet, and facets of the girdle are not taken into account.

See the [Example](#) below.

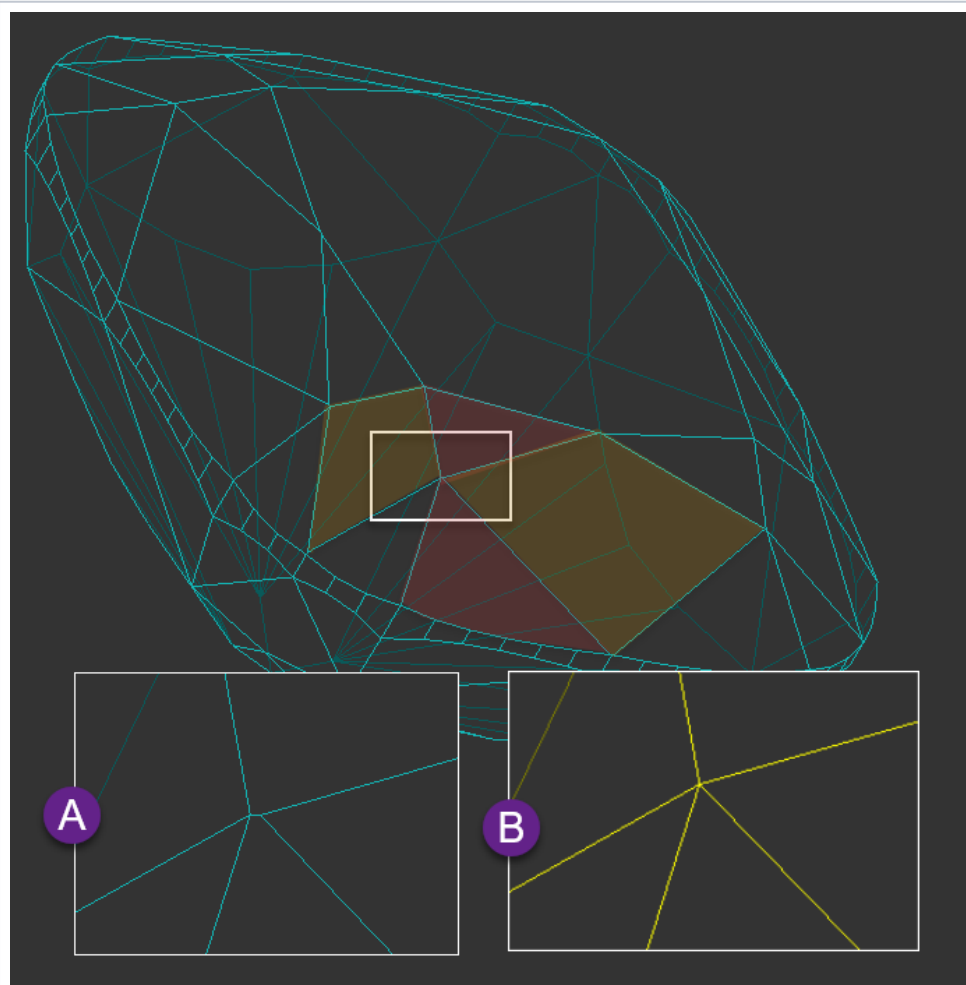
- [Facet types](#) should not have serious errors (like some of the facets on the pavilion marked as the crown facets).

How to solve

1. To solve the 4+ vertexes problem, try running [Smart Normalize](#). If this does not help:
2. Check [facet types](#) of your model.

Example

Here is an example:



- A - before Smart Normalize
- B - after Smart Normalize
- Yellow facets have 4 vertexes
- Red facets have: 4 vertexes before SN, 3 vertexes after SN

Thus:

- before SN, at the center vertex, 4 facets with 4 vertexes converge - not good for Goodwin
- after SN, at the center vertex, 2 facets with 4 vertexes converge - good for Goodwin