


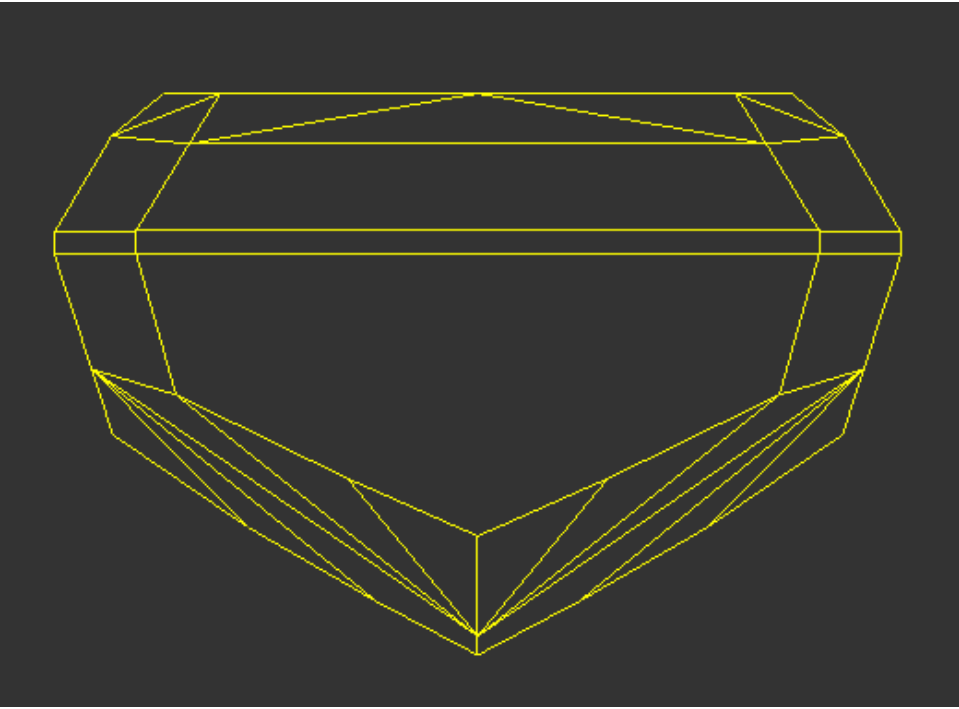
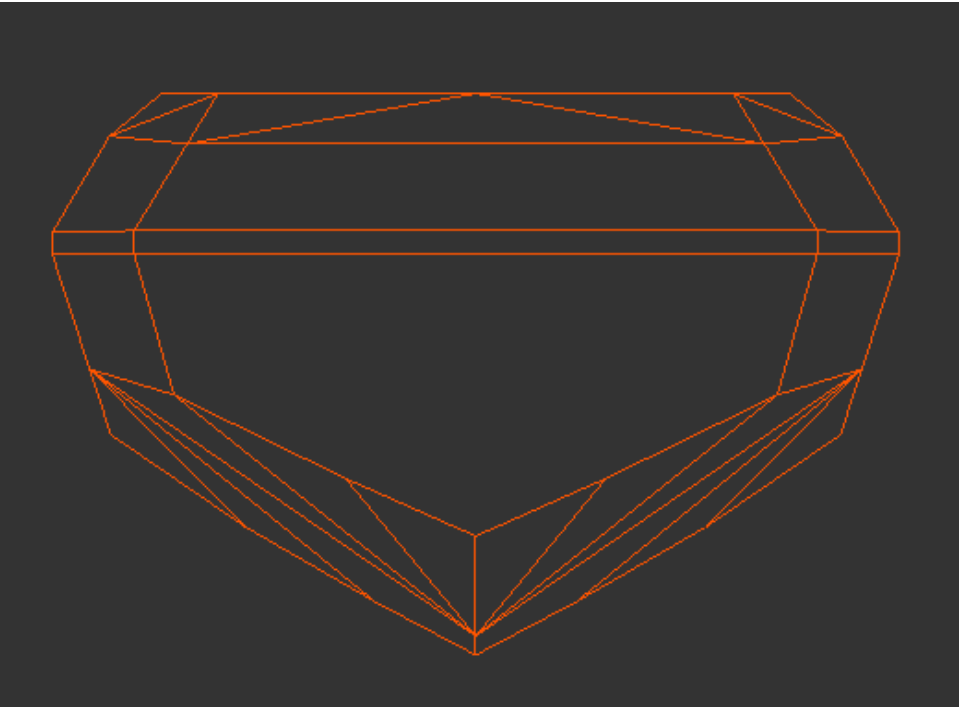
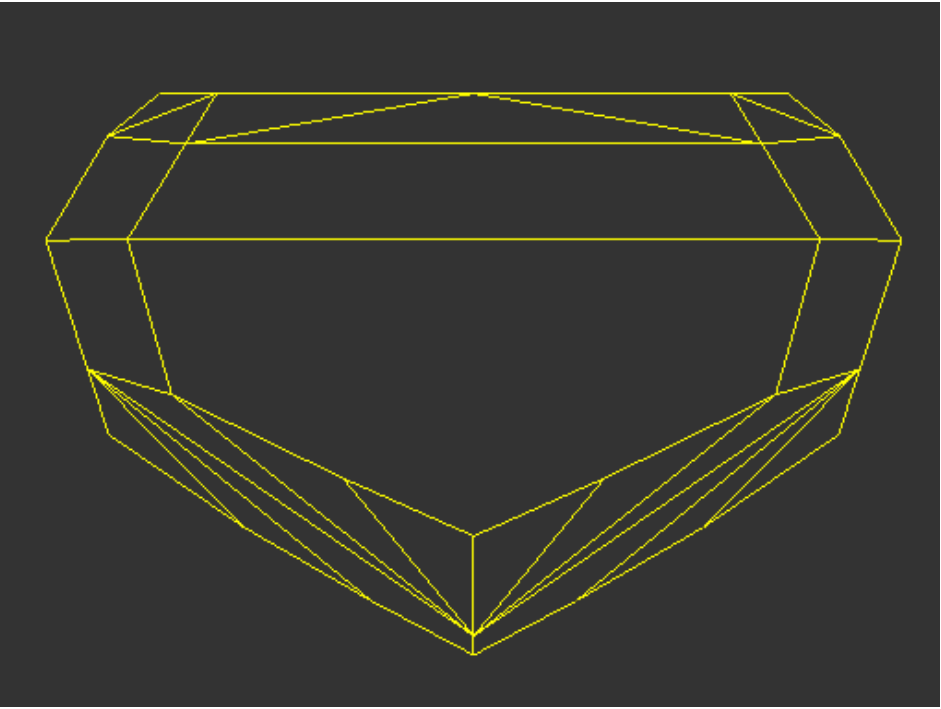
Smart Normalize Lite algorithm

On this page:	
1	Overview
2	Related pages

Overview


The "SmartNormalizeLite" algorithm is intended for the normalization of cuts without a girdle. The algorithm does not consider a girdle to be a specific set of facets the particular properties. In contradiction to the usual SmarNormalize, this algorithm does not attempt to make a girdle strictly vertical. The algorithm does not attempt to break the girdle into equal facets. The algorithm can delete the initial girdle if its height is small, which can cause non-obvious problems during the further usage of such a cut.


 Do not use the "SmartNormalizeLite" algorithm for the cuts with girdle if the [19. Smart Normalize](#) algorithm provides the appropriate result.

Smart Normalize	Smart Normalize Lite - Girdle Kept	Smart Normalize Lite - Girdle Deleted
		


In non-standard situations, the "SmartNormalize" algorithm may produce unexpected results towards a girdle of a cut. If you estimate the girdle of the initial model as better than the created solution has, you can try running the "SmartNormalizeLite" algorithm for the cuts:

- created in Cut Designer or other software for producing ASCII cuttings
- not-rounded scans without significant flaws

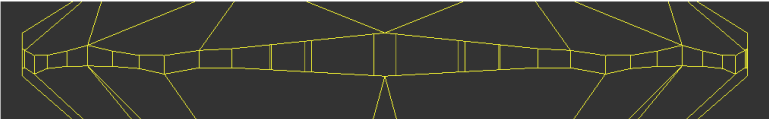
 Such cuts are recommended to be used only for later optimizing without changing the form (using the "19. Single (FixedForm)" algorithm of the [In-house cut workflow](#)).

 Cuts created with the SmartNormalizeLite are not guaranteed to work correctly with the SmartRecut AnyCut.


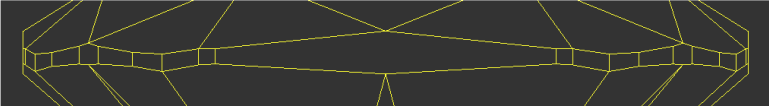
Initial Model



The Smart Normalize algorithm spoiled the area of the girdle that had a flat design



The Smart Normalize Lite algorithm kept the area of the girdle with flat design



Related pages

- [Algorithms comparison](#)