

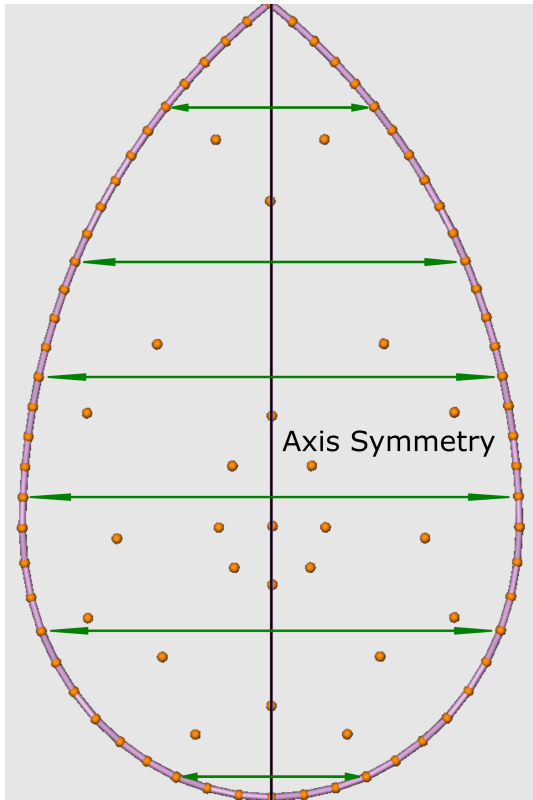
Girdle_PointsAxialSymmetryIdeality



This parameter is applicable to the following cuts: AnyCut (only when performing SmartRecut).

Defines how much (in width %) the vertices of the girdle can deviate from the symmetrical image of the vertices, which is their symmetrical pair. Calculated for all found pairs of symmetrical vertices

The parameter is set manually via preset



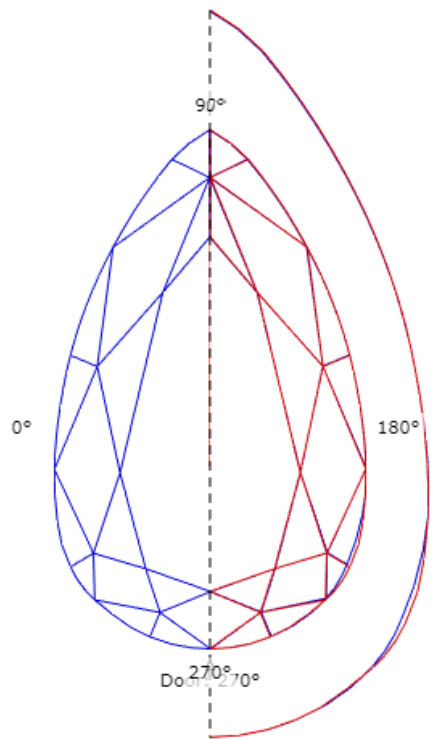
Usage and Examples

If you need to reduce the Area Loss of the SmartRecut solution, then decrease the Girdle_PointsAxialSymmetryIdeality via presets and restart the optimization. For high-quality cuts, this will help.

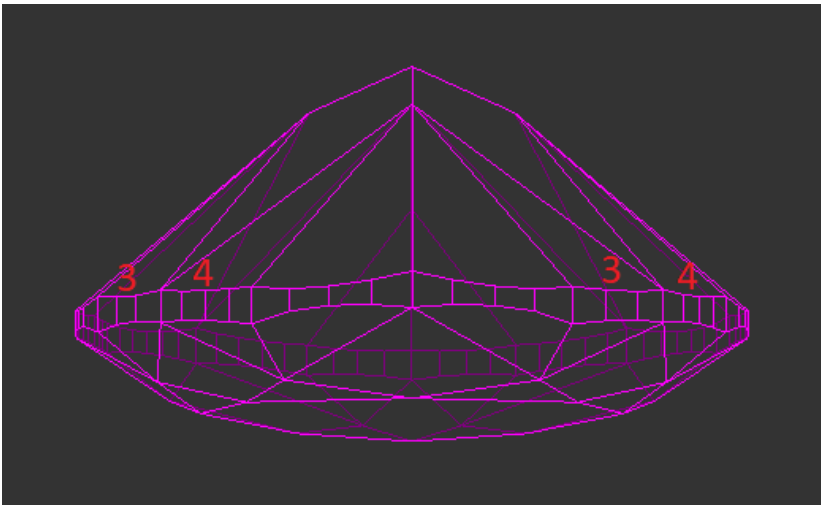
Exceptions


For now, SmartRecut can ignore this parameter for individual sections of the girdle in cases where the girdle of the Recut solution is not symmetrical. In such situations, it is recommended to check and to correct the preform:

- 1) Preform may have Area Loss far from zero



2) Preform may have asymmetric division of the girdle



 In first case you may have to repeatedly run SmartNormalize to correct the preform, since this algorithm has similar mechanisms for protecting against girdle asymmetry of the input model

Reporting

Reported in	Section	Values	Units	Bookmarks	Name in Reports
None	NA	Single value	% from Width	NA	NA

Visualization in Appraisers

Value	Units	Bookmark	Tab	Parameter Name	Comment
Single value	% from Width	NA	Cut	Girdle_PointsAxialSymmetry	Visible only when presets are displayed.

