


How to open stereo movies from Cutwise

1 Install "3d Global View Optimizer", "OctoNus Stereo Viewer" and setup autostereoscopic display

Follow [this](#) instruction.

 To avoid freezes during movie playback, it is recommended to download a patch with unlimited cache for movie frames: <https://www.dropbox.com/s/pqjzk0phdt8g3vg/VideoLoader.mslib?dl=0> and replace the existing file in the OSV installation folder with it.

2 Prepare connection between Cutwise and "OctoNus Stereo Viewer"

1. Download and run the registry file [osv-url.reg](#).
2. Create folder "C:\temp\stereo". Download and copy the file [osv.ps1](#) into the folder "C:\temp\stereo"
 - a. This file is configured to run OSV 4.8.22.73 installed into the 'C:\Program Files\OctoNus Software\OctoNus Stereo Viewer 4.8.22.73'. If it was installed into another directory, open osv.ps1 and change the path to the "Octonus Stereo Viewer.exe":

```
param(
    $url
)

[regex]$pattern = "osvstereo:"
$url = $pattern.Replace($url, "", 1)

$downloadsFolder = (New-Object -ComObject Shell.Application).Namespace('shell:Downloads').Self.Path
$filename = $url.Substring($url.LastIndexOf("/") + 1)

echo $url


$downloadPath = Join-Path $downloadsFolder $filename

$webclient = New-Object System.Net.WebClient;
$cacheLevel = [System.Net.Cache.RequestCacheLevel]::CacheIfAvailable
$webclient.CachePolicy = New-Object System.Net.Cache.RequestCachePolicy($cacheLevel)
$webclient.DownloadFile($url, $downloadPath)

Stop-Process -Name "Octonus Stereo Viewer"

$osvFolder = "C:\Program Files\OctoNus Software\OctoNus Stereo Viewer 4.8.22.73"

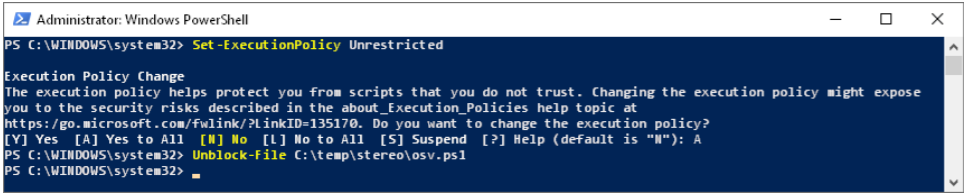
Start-Process -FilePath "$osvFolder\OctoNus Stereo Viewer.exe" -Args "$downloadPath --play --stereo --ful
```

 This script uses cache to save all earlier downloaded movies, so all next openings of the movie after the first one will be made from the cache. Information about clearing the cache is in the "Clear all downloaded files from cache" section below.

Also this script launches auto-fit on the stereo-monitor.

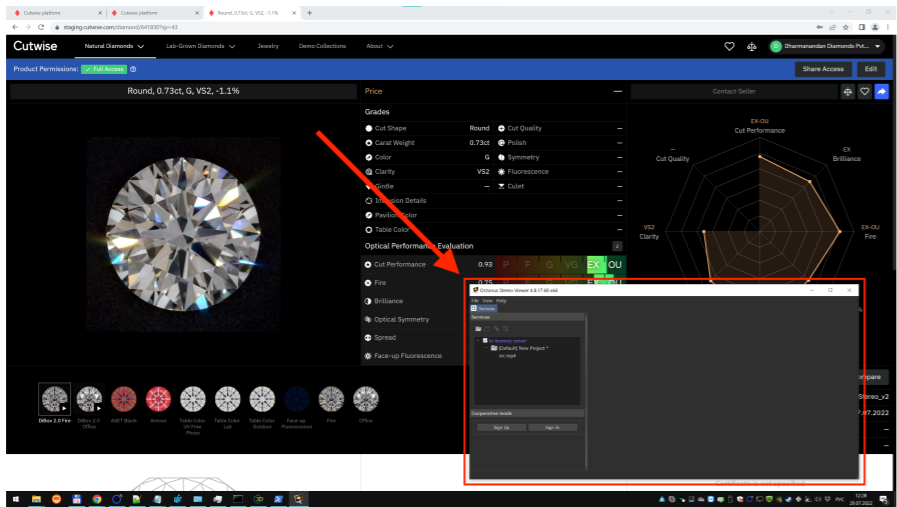
3. Run Windows PowerShell as Administrator. Sequentially execute following commands:

```
Set-ExecutionPolicy Unrestricted
Unblock-File C:\temp\stereo\osv.ps1
```



3 Test Cutwise stereo movie opening

1. Run the "OctoNus Stereo Viewer". Change its window size to any non-maximized:



- a.
2. Run the "3D Global View Optimizer"
3. Login to Cutwise with User: Lexus
4. Go to diamond page: <https://cutwise.com/diamond/49192?sp=51>
5. Click the "OSV Stereo View" button in player:



The OSV program will start with the selected video and start playing stereo on the autostereoscopic display. The video shows how it should work:

Your browser does not support the HTML5 video element

Clear all downloaded files from cache

1. Run Internet Explorer
2. Press Ctrl+Shift+Del on the keyboard
3. Select option 'Temporary Internet files and website files' in opened window
4. Press 'Delete' button

Delete Browsing History

☒ **Preserve Favorites website data**
Keep cookies and temporary Internet files that enable your favorite websites to retain preferences and display faster.

☒ **Temporary Internet files and website files**
Copies of webpages, images, and media that are saved for faster viewing.

☐ **Cookies and website data**
Files or databases stored on your computer by websites to save preferences or improve website performance.

☐ **History**
List of websites you have visited.

☐ **Download History**
List of files you have downloaded.

☐ **Form data**
Saved information that you have typed into forms.

☐ **Passwords**
Saved passwords that are automatically filled in when you sign in to a website you've previously visited.

☐ **Tracking Protection, ActiveX Filtering and Do Not Track**
A list of websites excluded from filtering, data used by Tracking Protection to detect where sites might automatically be sharing details about your visit, and exceptions to Do Not Track requests.

[About deleting browsing history](#)

Delete

Cancel

Stereo Data For testing

Fancy Color LGD DiBox2.0	https://cutwise.com/compare/lgd-fancy?id[]=430577&id[]=430575&id[]=430574
Colorless MSS Collection	https://cutwise.com/compare/diamond-colorless?id[]=430584&id[]=430585&id[]=430586&id[]=430587&id[]=430591&id[]=430592&id[]=430593&id[]=430594
CVD Rough Cube, CVD seeds with 2 big cracks	https://cutwise.com/rough/430573
	https://cutwise.com/rough/430572

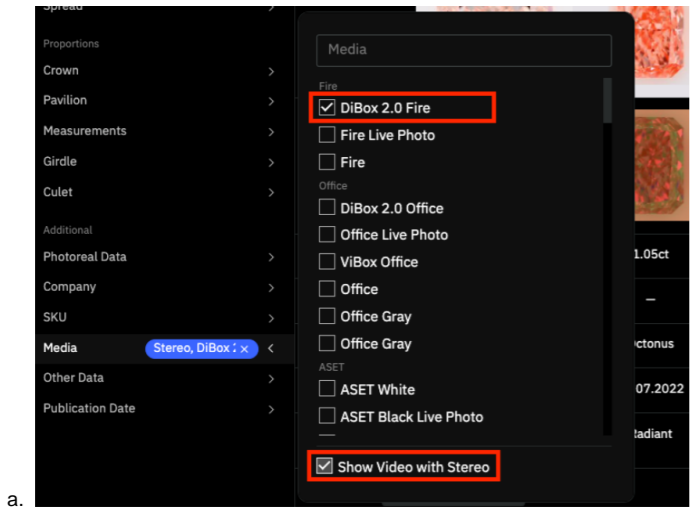
Demo scenario 1

1. Login to Lexus Demo account

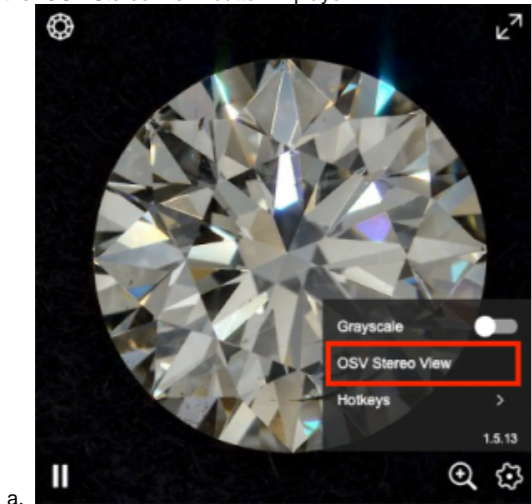
2. Go to listing page Colorless Diamonds <https://cutwise.com/catalog/diamond-colorless>

a. or LGD Fancy Color: <https://cutwise.com/catalog/lgd-fancy>

3. Set the Media Filter "DiBox2.0 Fire", and "Show Video with Stereo": [https://cutwise.com/catalog/diamond-colorless?f\[s\]\[\]=43&f\[ws\]=1](https://cutwise.com/catalog/diamond-colorless?f[s][]=43&f[ws]=1)



4. Go to any diamond page
5. Click the “OSV Stereo View” button in player



Video: <https://watch.screencastify.com/v/25cbobr6NmB8Mzq4EgDL>

Old Samples on staging

Fancy Color LGD DiBox2.0	https://staging.cutwise.com/compare/lgd-fancy?id[]=429554&id[]=429553&id[]=429552
Colorless MSS Collection	https://staging.cutwise.com/compare/diamond-colorless?id[]=429563&id[]=429562&id[]=429561&id[]=429560&id[]=429559&id[]=429558&id[]=429557&id[]=429556&id[]=429555
CVD Rough Cube, CVD seeds with 2 big cracks	https://staging.cutwise.com/rough/429515 https://staging.cutwise.com/rough/429516