


About MCloud Application

Application Installation on the iOS Device

Sign in & Sign out

A screenshot of an iPhone 7 home screen. The status bar at the top shows 'Carrier', signal strength, 'iPhone 7 - iOS 10.3 (14E269)', the time '4:46 PM', and a battery icon. The dock at the bottom contains 'Safari' and 'Messages'. The home screen has a black background with four app icons in the top row: 'Watch', 'Extras', 'AgentApp' (an owl icon), and 'iCloud Drive'. The 'AgentApp' icon is highlighted with a blue glow.

Cutwise AgentApp Login with:

- Cutwise login and password
- Facebook account
- Cell phone number (with SMS code)

SignOut: Goto Menu->Settings->SignOff

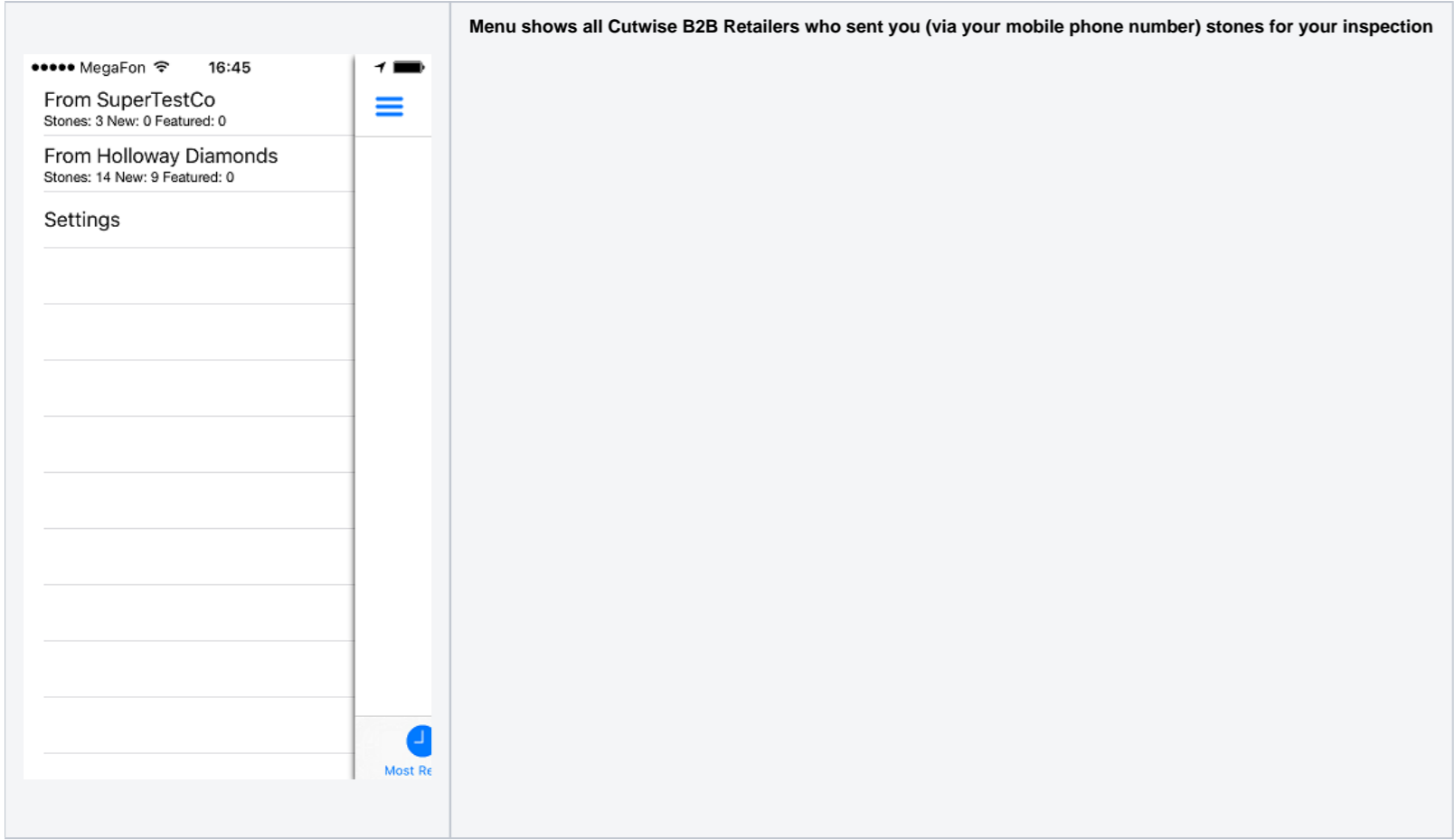
Activation section

<div><div><div>••••• MegaFon</div><div>16:44</div><div></div></div><div><div>Done</div><div>Activation</div></div><div><div>Activate Application</div><div>Cutwise seller had to send invitation SMS with Activation code to You. Please input this code in the following text field and activate application.</div><div><div>Activation Code:</div><div>1234</div></div><div>Activate</div><div>Lost activation code or need to activate new device?</div></div></div>	<div>To start using application you must activate it by "activation code" from the sms that you have received from Cutwise Retailer.</div> <div>Input activation code to the text field and press activate button.</div> <div>If you lost activation code or want reactivate application use bottom button</div> <div>After successful activation recommended stones will sync with server automatically</div>
---	--

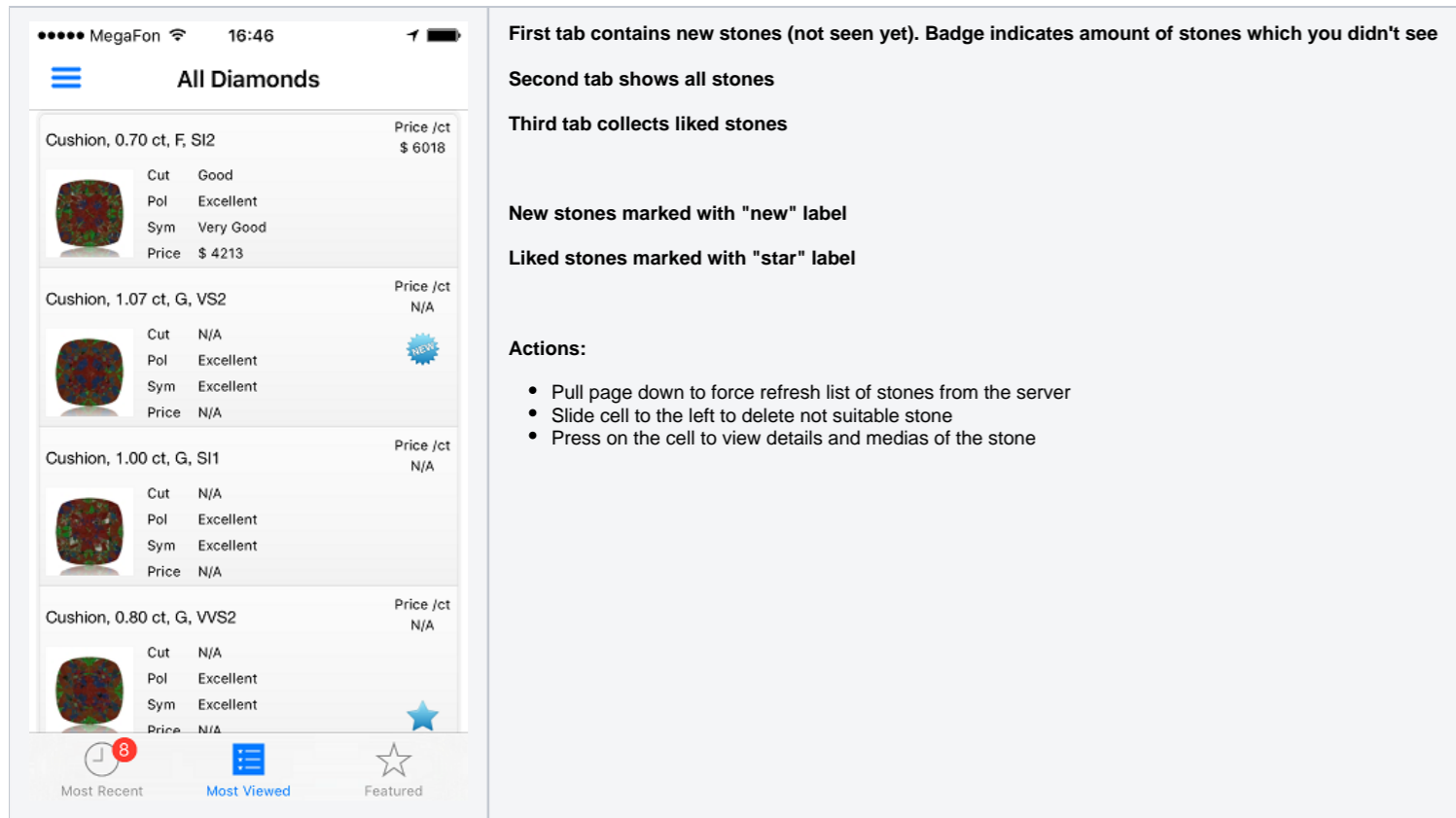
SMS Request section

<div><div><div>••••• MegaFon</div><div>16:43</div><div></div></div><div><div>< Activation</div></div><div><div>Get Activation Code</div><div>Please input Your cell phone number. You will get an SMS with activation code from Cutwise service on it.</div><div><div>Phone Number:</div><div>+7 926 562 00 00</div></div><div>Get Code</div></div></div>	<div>Input your phone number and request new activation code</div> <div>SMS with activation code will be sent to your phone number</div>
--	--

Main menu



Recommended stones - from corresponded Retailer




Stone Details view

MegaFon

16:46

<

Cushion 0.80



<

ViBox 360 Pavilion Movie

>

Manufacturer

N/A

Seller

Holloway Diamonds

Stone ID

100712808442

Cutwise URL

Price

N/A

Lab

N/A

Shape

Cushion

Carat

0.80 ct

Spread: -19.21 % (-0.13 ct)

Color

G

Clarity

VVS2

VVS2

Cut

N/A

Polish

Excellent

Symmetry

Excellent

Fluorescence

N/A

Girdle

N/A

Culet

None

Remove from Wish List

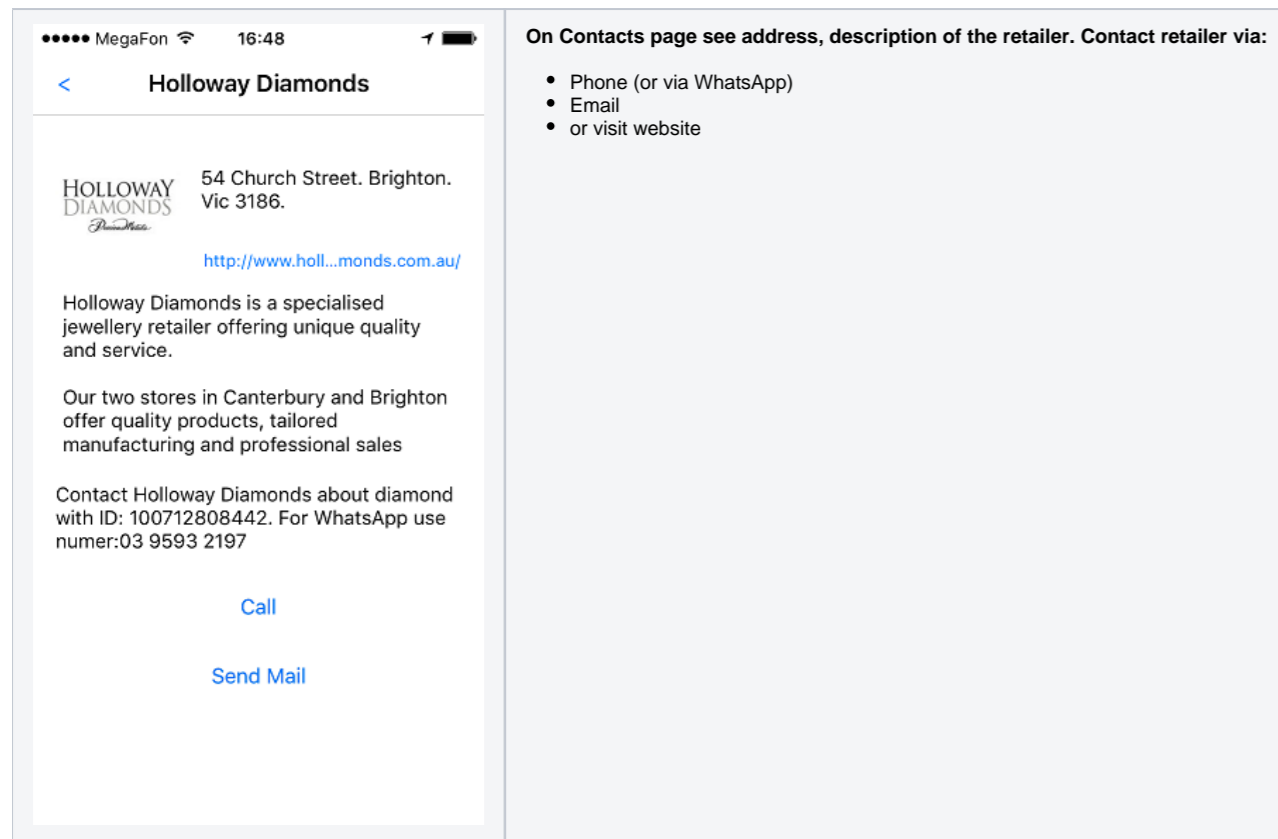
Contact Seller

Share

Delete

- Use "<" and ">" buttons to scroll through the media. You can manually rotate stones with finger (for video types). Supported media types:
 - Video360Girdle,
 - Video360Pavilion,
 - Video8Office,
 - Video8Fire,
 - officeLightBlack,
 - officeLightWhite,
 - asetBlack,
 - asetWhite,
 - idealScope
- Check stone online on the Cutwise service or find lab grade report by selecting corresponding link buttons
- Press Contact button to see Retailer contacts and details
- Press Delete button to remove stone from Recommendation List
- Press Add/Remove button to add or remove stone to/from your Wish list
- Use Share button to send current media of the stones or stone url across applications and social networks (WhatsApp supported)

Retailer Details and Contacts



View Recommendation Stones Scenario:

- Create user and send (recommend) him some stones from Cutwise (<http://cutwise.dev.cutwise.com> login as holloway/holloway. Go to "My Account"->"Vendor". Select some stones and press "Share with Customer". In appeared dialog box select user, check "Mobile APP/SMS" check mark and press "Share"). [Detailed help](#)
- Open MCloud application. In the Activation section input activation code from SMS. In case of successful activation you will be redirected to stonelist view. If you lost your code or want to install application on new device click bottom button input your phone number and request SMS with activation code on it
- Go to Recommended stones section. You can pull down screen to update recommendation list from server manually. In first tab there are new (not viewed) stones in second all stones and in third stones which you marked as liked
- Select stones to view its media and contacts of the retailer.
- You can delete stone (add stone to black list) by sliding the cell of the stone to the left in table view or by pressing Delete button on the stone page.
- Changes of recommendation stones from/to server are syncing automatically