


Internal Configuration



To use this functionality all the conditions should be met:

- You should use the system under the "Developer" HASP key or HASP key for Administrators (HASP key must have feature 108)
- The system should be launched by the shortcut of HPOxygen.exe with the "/alignmentmenu" flag

Name	Date modified	Type	Size
HPOxygen Server 4.8.17 - alignmentmenu	04.12.2018 14:03	Shortcut	2 KB
HPOxygen Server 5.0.2	29.01.2019 14:56	Shortcut	2 KB
HPOxygenCompass Server 4.8.14 (with Aliggnment Menu)	30.01.2019 11:48	Shortcut	2 KB
HPOxygenCompass Server 4.8.14	30.01.2019 11:48	Shortcut	
Oxygen Web Site	30.01.2019 11:48	Internet Shortcut	

Security


Details

Previous Versions

General

Shortcut

Compatibility



HPOxygenCompass Server 4.8.14 (with Aliggnment Me...

Target type: Application

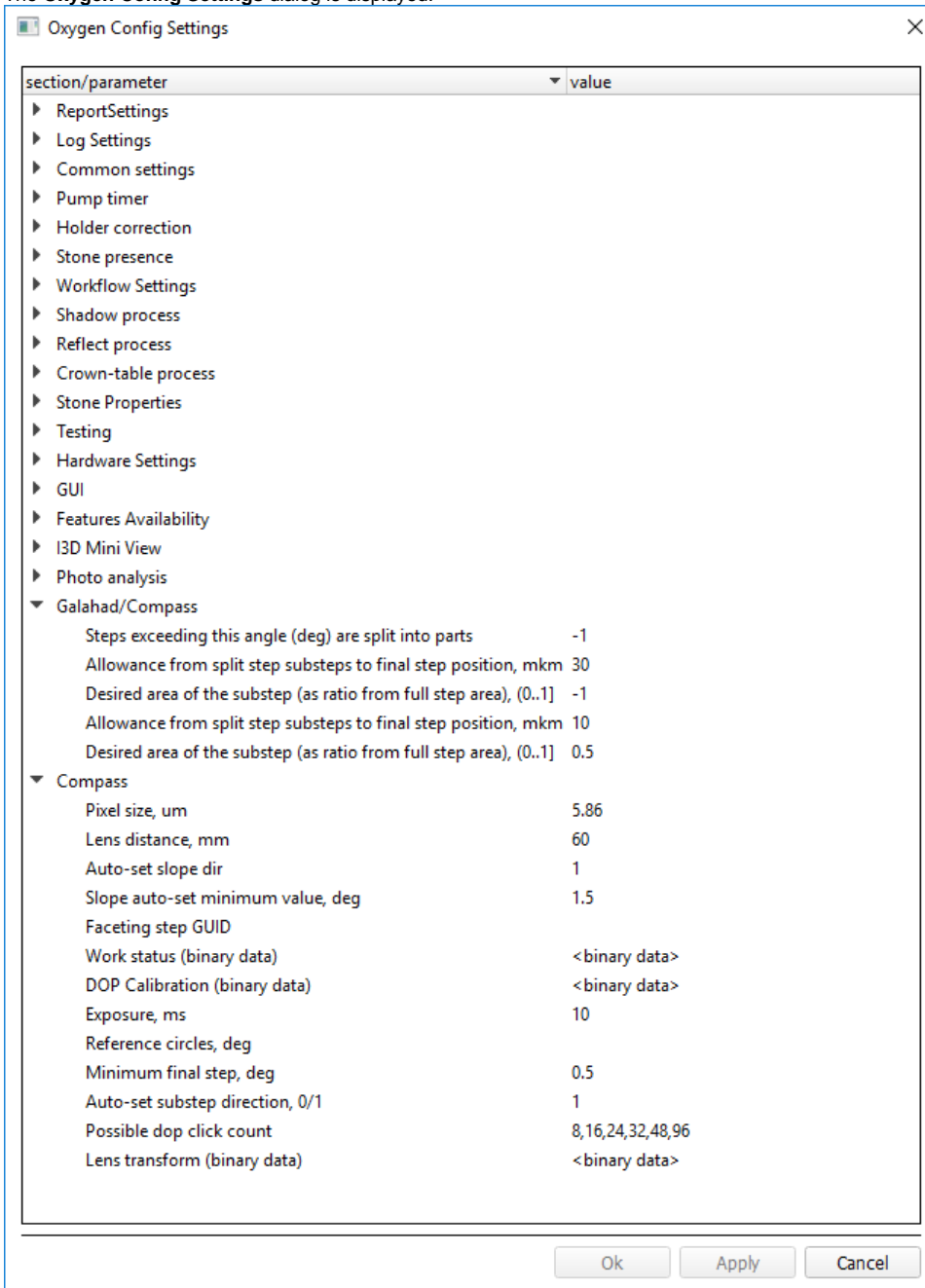
Target location: HPOxygenCompass Server 4.8.14

Target: is Server 4.8.14\HPOxygen.exe" /alignmentmenu

Internal configuration is the advanced configuration of the system. Availability conditions are described in the note above.

To modify settings:

1. From the main menu, select **Settings > Internal Configuration**.
The **Oxygen Config Settings** dialog is displayed.



2. Modify settings you need.
3. Do one of the following
 - To save changes and close the dialog, click **OK**.
 - To save changes and continue editing, click **Apply**.